

CANDIDATE
NAME

CENTRE
NUMBER

--	--	--	--	--

CANDIDATE
NUMBER

--	--	--	--



CHEMISTRY

0620/43

Paper 4 Theory (Extended)

May/June 2016

1 hour 15 minutes

Candidates answer on the Question Paper.

No Additional Materials are required.

READ THESE INSTRUCTIONS FIRST

Write your Centre number, candidate number and name on all the work you hand in.

Write in dark blue or black pen.

You may use an HB pencil for any diagrams or graphs.

Do not use staples, paper clips, glue or correction fluid.

DO **NOT** WRITE IN ANY BARCODES.

Answer **all** questions.

Electronic calculators may be used.

A copy of the Periodic Table is printed on page 16.

You may lose marks if you do not show your working or if you do not use appropriate units.

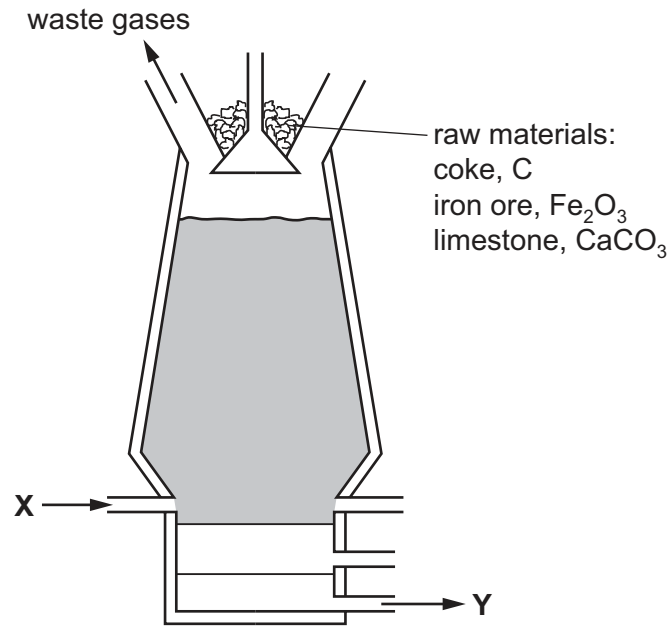
At the end of the examination, fasten all your work securely together.

The number of marks is given in brackets [] at the end of each question or part question.

The syllabus is approved for use in England, Wales and Northern Ireland as a Cambridge International Level 1/Level 2 Certificate.

This document consists of **14** printed pages and **2** blank pages.

1 The diagram shows a blast furnace.



(a) The following equations represent reactions which take place in the blast furnace.

- A** $C + O_2 \rightarrow CO_2$
B $CaCO_3 \rightarrow CaO + CO_2$
C $CaO + SiO_2 \rightarrow CaSiO_3$
D $CO_2 + C \rightarrow 2CO$
E $Fe_2O_3 + 3CO \rightarrow 2Fe + 3CO_2$

- (i) Which reaction is used to increase the temperature inside the blast furnace? [1]
(ii) Which reaction is an example of thermal decomposition? [1]
(iii) In which reaction is carbon both oxidised and reduced? [1]
(iv) Which equation shows the removal of an impurity from the iron? [1]
(v) Which equation shows the reaction of an acidic substance with a basic substance?
..... [1]

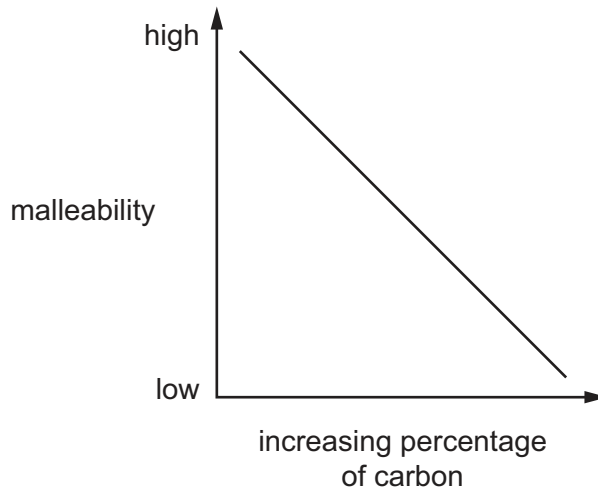
(b) Use the diagram of the blast furnace to help you answer these questions.

- (i) What enters the blast furnace at X?
..... [1]
(ii) What leaves the blast furnace at Y?
..... [1]

(iii) Name **two** waste gases that leave the blast furnace.

- 1.
 - 2.
- [2]

(c) The graph shows how the malleability of iron changes as the percentage of carbon in the iron changes.



(i) Describe how the malleability of iron changes as the percentage of carbon changes.

-
- [1]

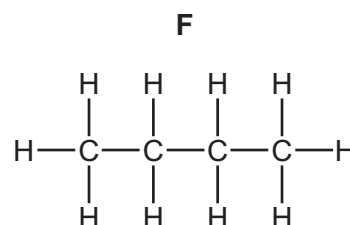
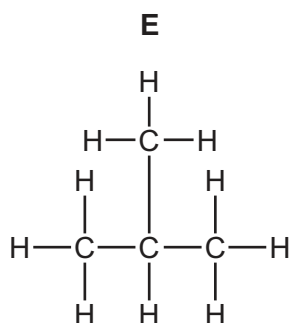
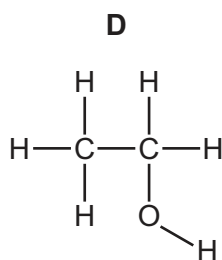
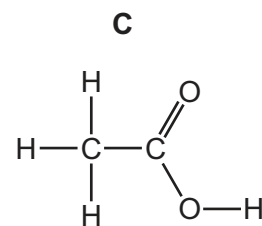
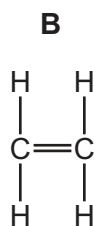
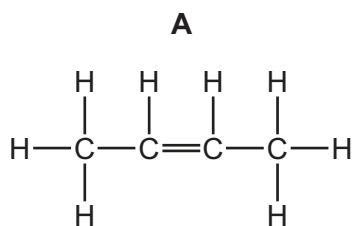
(ii) Iron obtained from the blast furnace contains high levels of carbon.

Explain how the amount of carbon in the iron can be decreased.

-
-
- [2]

[Total: 12]

2 The structures of six organic compounds are shown.



(a) Give the name of **F**.

..... [1]

(b) Identify **two** of the compounds that are members of the same homologous series.
Give the general formula of this homologous series.

compounds

general formula

[2]

(c) Which **two** compounds are isomers of each other?
Explain why they are isomers.

compounds

explanation

.....

[3]

(d) Explain why **B** is an unsaturated hydrocarbon.

.....

.....

..... [2]

(e) Describe how **D** is manufactured from **B**. Give a chemical equation for the reaction.

.....
.....
..... [3]

(f) Compound **A** forms an addition polymer.

Draw **two** repeat units of the addition polymer formed from **A**.

[2]

[Total: 13]

3 Clean dry air contains mainly nitrogen and oxygen.

(a) Name **two** other gases that are in clean dry air.

.....
..... [2]

(b) Air often contains pollutants.

Identify **three** common gaseous pollutants in air and state how each of these pollutants are produced.

pollutant gas 1

how it is produced

.....

pollutant gas 2

how it is produced

.....

pollutant gas 3

how it is produced

.....

[6]

[Total: 8]

4 (a) Potassium iodide is an ionic compound.

(i) Describe what happens, in terms of electron loss and gain, when a potassium atom reacts with an iodine atom.

.....
.....
.....
..... [2]

(ii) Describe the structure of solid potassium iodide. You may draw a diagram.

.....
.....
..... [2]

(iii) Explain why potassium iodide has a high melting point.

.....
.....
..... [2]

(b) Potassium iodide and lead nitrate are both soluble. Lead iodide is insoluble.

- (i) Describe how a pure dry sample of lead iodide could be made from solid potassium iodide and solid lead nitrate.

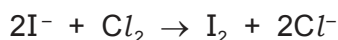
.....

 [4]

- (ii) Write an ionic equation for the formation of lead iodide, PbI_2 , when potassium iodide and lead nitrate react with each other.
 State symbols are **not** required.

..... [2]

(c) When chlorine gas is bubbled through an aqueous solution of potassium iodide, a redox reaction takes place.



- (i) State the colour change expected in this reaction.

start colour

end colour [2]

- (ii) Identify the reducing agent in this reaction. Explain your answer.

.....

 [2]

[Total: 16]

5 Dilute hydrochloric acid reacts with sodium carbonate solution.



(a) Explain why effervescence is seen during the reaction.

.....
 [1]

(b) Dilute hydrochloric acid was titrated with sodium carbonate solution.

- 10.0 cm³ of 0.100 mol/dm³ hydrochloric acid were placed in a conical flask.
- A few drops of methyl orange indicator were added to the dilute hydrochloric acid.
- The mixture was titrated with sodium carbonate solution.
- 16.2 cm³ of sodium carbonate solution were required to react completely with the acid.

(i) What colour would the methyl orange indicator be in the hydrochloric acid?

..... [1]

(ii) Calculate how many moles of hydrochloric acid were used.

..... mol [1]

(iii) Use your answer to (b)(ii) and the equation for the reaction to calculate the number of moles of sodium carbonate that reacted.

..... mol [1]

(iv) Use your answer to (b)(iii) to calculate the concentration of the sodium carbonate solution in mol/dm³.

..... mol/dm³ [2]

(c) In another experiment, 0.020 mol of sodium carbonate were reacted with excess hydrochloric acid.

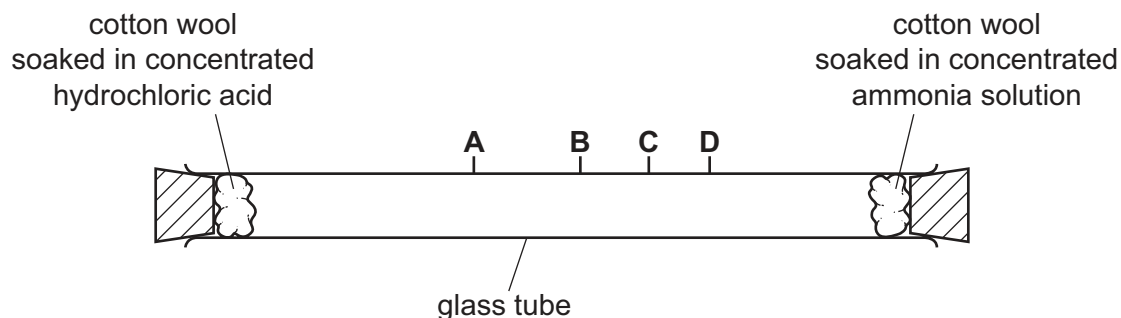
Calculate the maximum volume (at r.t.p.) of carbon dioxide gas that could be made in this reaction.

..... dm³ [3]

[Total: 9]

- 6 Concentrated ammonia solution gives off ammonia gas. Concentrated hydrochloric acid gives off hydrogen chloride gas. Ammonia, NH_3 , and hydrogen chloride, HCl , are both colourless gases. Ammonia reacts with hydrogen chloride to make the white solid ammonium chloride.

Apparatus is set up as shown.



After ten minutes a white solid forms in the tube where the gases meet.

- (a) (i) Write the chemical equation for the reaction of ammonia with hydrogen chloride.

..... [1]

- (ii) Name the process by which the ammonia and hydrogen chloride gases move in the tube.

..... [1]

- (iii) At which point, **A**, **B**, **C** or **D**, does the white solid form? Explain why the white solid forms at that point.

the solid forms at

explanation

..... [3]

- (iv) The experiment was repeated at a higher temperature.

Predict how the results of the experiment would be different. Explain your answer.

.....

.....

..... [3]

(b) Some of the white solid is removed from the tube and dissolved in water.

Describe how the white solid could be tested to show it contains,

(i) ammonium ions,

test

.....

result

.....

[3]

(ii) chloride ions.

test

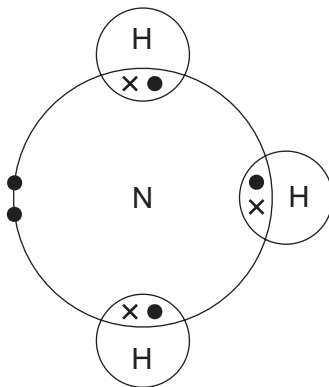
.....

result

.....

[3]

(c) The diagram shows the electron arrangement in a molecule of ammonia, showing only outer shell electrons.

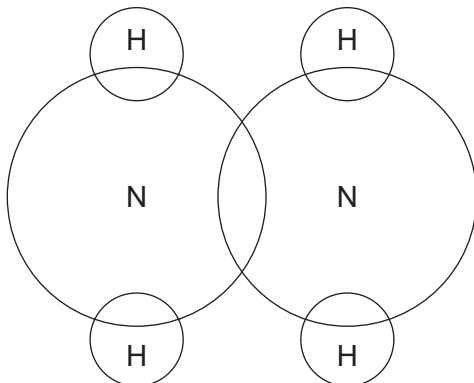


(i) State the type of bonding in ammonia.

..... [1]

- (ii) Hydrazine, N_2H_4 , is another compound of nitrogen and hydrogen.

Complete the diagram to show the electron arrangement in a molecule of hydrazine, showing only outer shell electrons.



[3]

- (d) Nylon and proteins are both polymers containing nitrogen.

- (i) Name the linkages found in the polymers of nylon and protein.

..... [1]

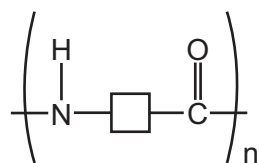
- (ii) Describe **one** difference in the structures of nylon and protein.

..... [1]

- (iii) What is the general name given to the products of hydrolysis of proteins?

..... [1]

(e) Suggest the structure of the monomer used to make the polymer shown.



[1]

[Total: 22]

BLANK PAGE

Permission to reproduce items where third-party owned material protected by copyright is included has been sought and cleared where possible. Every reasonable effort has been made by the publisher (UCLES) to trace copyright holders, but if any items requiring clearance have unwittingly been included, the publisher will be pleased to make amends at the earliest possible opportunity.

To avoid the issue of disclosure of answer-related information to candidates, all copyright acknowledgements are reproduced online in the Cambridge International Examinations Copyright Acknowledgements Booklet. This is produced for each series of examinations and is freely available to download at www.cie.org.uk after the live examination series.

Cambridge International Examinations is part of the Cambridge Assessment Group. Cambridge Assessment is the brand name of University of Cambridge Local Examinations Syndicate (UCLES), which is itself a department of the University of Cambridge.

The Periodic Table of Elements

		Group												
I	II	III	IV	V	VI	VII	VIII							
3 Li lithium 7	4 Be beryllium 9	1 H hydrogen 1	5 B boron 11	6 C carbon 12	7 N nitrogen 14	8 O oxygen 16	9 F fluorine 19	10 Ne neon 20						
11 Na sodium 23	12 Mg magnesium 24	Key atomic number atomic symbol name relative atomic mass												
19 K potassium 39	20 Ca calcium 40	26 Fe iron 56	27 Co cobalt 59	28 Ni nickel 59	29 Cu copper 64	30 Zn zinc 65	31 Ga gallium 70	32 Ge germanium 73	33 As arsenic 75	34 Se selenium 79	35 Br bromine 80	36 Kr krypton 84		
37 Rb rubidium 85	38 Sr strontium 88	44 Ru ruthenium 101	45 Rh rhodium 103	46 Pd palladium 106	47 Ag silver 108	48 Cd cadmium 112	49 In indium 115	50 Sn tin 119	51 Sb antimony 122	52 Te tellurium 128	53 I iodine 127	54 Xe xenon 131		
55 Cs caesium 133	56 Ba barium 137	76 Os osmium 190	77 Ir iridium 192	78 Pt platinum 195	79 Au gold 197	80 Hg mercury 201	81 Tl thallium 204	82 Pb lead 207	83 Bi bismuth 209	84 Po polonium —	85 At astatine —	86 Rn radon —		
87 Fr francium —	88 Ra radium —	107 Re rhenium 186	109 Mt meitnerium —	110 Ds darmstadtium —	111 Rg roentgenium —	112 Cn copernicium —	114 Fl flerovium —	116 Lv livermorium —						

57 La lanthanum 139	58 Ce cerium 140	59 Pr praseodymium 141	60 Nd neodymium 144	61 Pm promethium —	62 Sm samarium 150	63 Eu europium 152	64 Gd gadolinium 157	65 Tb terbium 159	66 Dy dysprosium 163	67 Ho holmium 165	68 Er erbium 167	69 Tm thulium 169	70 Yb ytterbium 173	71 Lu lutetium 175
89 Ac actinium —	90 Th thorium 232	91 Pa protactinium 231	92 U uranium 238	93 Np neptunium —	94 Pu plutonium —	95 Am americium —	96 Cm curium —	97 Bk berkelium —	98 Cf californium —	99 Es einsteinium —	100 Fm fermium —	101 Md mendelevium —	102 No nobelium —	103 Lr lawrencium —

lanthanoids

actinoids

The volume of one mole of any gas is 24 dm³ at room temperature and pressure (r.t.p.)